

PUBLIC NOTICE

NOTICE IS HEREBY GIVEN THAT THE TANGIPAHOA PARISH RURAL FIRE PROTECTION DISTRICT NO. 2 WILL MEET IN **REGULAR SESSION** ON MONDAY, OCTOBER 26, 2020 IMMEDIATELY FOLLOWING THE REGULAR MEETING OF THE TPC, TANGIPAHOA PARISH GOVERNMENT BUILDING, 206 EAST MULBERRY STREET, AMITE, LA.

**AGENDA
TANGIPAHOA PARISH
RURAL FIRE PROTECTION DISTRICT NO. 2
REGULAR MEETING OCTOBER 26, 2020**

CALL TO ORDER

ROLL CALL

PUBLIC INPUT - *Anyone Wishing to Address any Agenda Item*

ADOPTION OF MINUTES- Regular meeting dated September 28, 2020

LORANGER FIRE MATTERS

[1.](#) Ratification of Approval of a Part Time Position

WILMER FIRE MATTERS

[2.](#) Ratification of Approval of a Part Time Position

KENTWOOD FIRE MATTERS

[3.](#) Approval to Purchase Air Packs and Accessories

[4.](#) Approval to Purchase Compressor

MONTHLY REPORTS AND REGISTERS

ADMINISTRATORS REPORT

OTHER FIRE MATTERS

ADJOURN

POSTED October 22, 2020

PUBLISHED DAILY STAR October 22, 2020

S/David P. Vial, President
T. P. Rural Fire District No. 2

S/Kristen Pecararo, Secretary
T. P. Rural Fire District No. 2

**TANGIPAOA PARISH RURAL FIRE # 2
POSITION RATIFICATION FORM**

This form is to be used for all position replacements or additions. Any change to the job description for this position may be forwarded with this form.

Position Title: Firefighter Position Number: _____

Location: Kentwood Independence Husser Wilmer

Loranger Natalbany Hammond Ponchatoula

8th Ward (Robert) Manchac Other _____

Position Information: Replacement For: _____

Is the Job description current?	<input checked="" type="checkbox"/> Yes <input type="checkbox"/> No	Payroll Mode:
Status: Employment Category	Hours per week: <u>32</u>	<input checked="" type="checkbox"/> Biweekly
<input type="checkbox"/> Reg F/T	Days per week: _____	<input type="checkbox"/> Monthly
<input checked="" type="checkbox"/> Reg P/T		
<input type="checkbox"/> Temp F/T		
<input type="checkbox"/> Temp P/T		
FLSA Status:	<input type="checkbox"/> Exempt (Salary) <input type="checkbox"/> Non Exempt (Hourly)	

Approvals:

Chief: <u>Justin Morel</u>	Date: <u>10/8/2020</u>
Fire Board President: _____	Date: _____
Administrator: _____	Date: _____

New Position Information: Complete this form before attending Fire Board meeting to request approval to ratify position.

Name of Person: (please print) <u>Reginald Elser</u>	Date: <u>10/8/2020</u>
Compensation: <u>\$10.00</u> <input checked="" type="checkbox"/> Per hour <input type="checkbox"/> Per Year <input type="checkbox"/> Other: _____	Start Date: <u>11/01/2020</u>

Start date should be the beginning of a pay period. This allows enough time to schedule drug screens, physicals and the processing of paperwork.

(Office)

TANGIPAHOA PARISH RURAL FIRE # 2 POSITION REQUISTION/APPROVAL TO HIRE FORM

This form is to be used for all position replacements or additions. Any change to the job description for this position may be forwarded with this form.

Position Title: Fire Fighter Position Number: _____

Location: Kentwood Independence Husser Wilmer

Loranger Natalbany Hammond Ponchatoula

8th Ward (Robert) Manchac Other _____

Position Information: Replacement For: _____

Is the Job description current?	<input checked="" type="checkbox"/> Yes <input type="checkbox"/> No	Payroll Mode:
Status: Employment Category	Hours per week: _____	<input checked="" type="checkbox"/> Biweekly
<input type="checkbox"/> Reg F/T	Days per week: _____	<input type="checkbox"/> Monthly
<input checked="" type="checkbox"/> Reg P/T		
<input type="checkbox"/> Temp F/T		
<input type="checkbox"/> Temp P/T		
FLSA Status:	<input type="checkbox"/> Exempt (Salary) <input checked="" type="checkbox"/> Non Exempt (Hourly)	

Recruiting Information:

Job Availability Date: _____

Recruiting Source desired: Job Posting Newspaper Files Other: _____

Approvals:

Chief: Timothy Verberne Date: 10/1/20 Chairman Fire Board: _____ Date: _____

Dist. Councilman: _____ Date: _____ Board Commissioner: _____ Date: _____

New Hire Information: Complete this form before attending Fire Board meeting to request approval to hire.

Name of Person Hired: (please print) Brandon Wolff Date of Hire: _____

Compensation: \$11.00 Per hour Per Year Other: _____ Start Date: _____

Date forwarded to payroll for processing: _____

Start date should be the beginning of a pay period. This allows enough time to schedule drug screens, physicals and the processing of paperwork.

East Side Fire Protection District No. 5

15094 Old Hammond Highway

Baton Rouge, LA 70816-1243

(225) 272-7779 Fax: (225) 272-3422

Keith Smith, Asst. Fire Chief

e-mail: ksmith@esfd.org

October 10th, 2019

Inquiry No. 19-001, Breathing Air System

Date of inquiry: October 10th, 2019

Bids due on or before 12:00 Noon, November 14th, 2019

Bid Opening: 12:00 PM, November 15th, 2019 at the above address.

East Side Fire Protection District No. 5, Baton Rouge, La, extends an invitation to all responsible Breathing air Compressor manufacturers and their vendors to bid on the below listed machine, complete with appliances, fittings and accessories as described in the specifications. Bidder's base bid shall conform in all respects with the applicable specifications and conditions of this request for quotation. Bidder may make an alternate quotation, provided all deviations and/or exceptions are clearly defined within a separate section of bidder's proposal, entitled "EXCEPTIONS TO SPECIFICATIONS".

Prices must be firm, in U.S. dollars, for a period of not less than sixty (60) days from the bid opening date

Bidder shall furnish all labor and materials necessary for the engineering, design, fabrication and testing of the below listed equipment, as required, all in strict compliance with the conditions of this inquiry and the attached specifications.			
Item No.	Qty	Description	Amount
1	1 ea	Bauer Verticus Plus VT-P/13H-E-1 13SCFM 10HP Single Phase 230VAC/60Hz W/P2 Securus Purification System, Bauer PLC Base Controller, NEMA 4 Rated Electrical Enclosure W/UL Listed Control Panel ACD System, 2 6000 PSI DOT Cylinders In a Integrated rack With Inter-Stage Pressure Gauges.	
2	1 ea	Electronic CO Monitor W/Calibration Kit Wired For Alarm And Shutdown.	
3	1 ea	Verticus Plus Remote Fill Hose W/Adj. Regulator For Up To 6000PSIG Service With Gauge And Isolation Valve Cabinet Mounted With 100' Rated For 6000PSIG Service	

4
5

1ea Installation from Electrical Service.

1ea Delivery To: 15094 Old Hammond Hwy.
Baton Rouge La, 70816

--

It is anticipated the award will be made on or before December 16th, 2019. All proposals, however, must be firm for at least 60 days from the bid opening date. Proposals must be submitted to East Side Fire Protection District No. 5, 15094 Old Hammond Hwy, Baton Rouge, La, 70816 on or before the bid due date and time indicated on page 1. Proposals must be sealed and marked "**SEALED BID**" with the inquiry number and "ATTENTION CHIEF HANCOCK" printed or typed on the exterior of the sealed envelope. Only proposals received on or before the bid date and time will be considered.

BID DOCUMENTS ATTACHED:

- *Bidder Identification* form, a part of this document
- *Equipment Bid Form* for Inquiry 19-001, a part of this document
- *Specification 19-001*, a part of this document

VENDOR'S PROPOSAL

One (1) original of the vendor's quotation must be submitted before the specified bid date & time. Vendor's proposal must include, as a minimum, the following information, attachments and drawings:

- Quotation date
- Vendor's quotation number
- Firm pricing period
- Cash terms / methods of payment
- Completed East Side Fire Protection District No. 5 Specification 19-001, with each box clearly marked indicating that the vendor complies with or does not comply with the provisions of that paragraph.
- Completed equipment *Bid Form*, signed and dated by an authorized representative of the manufacturer
- Detailed shop drawings of the exact unit being proposed shall be furnished with each bid proposal in the size and quantity previously described. The following are the minimum drawings required for the proposal:
- Bidder shall itemize costs, if any, for customer inspections and witness testing
- Each bid shall be accompanied by a set of "Contractor's Specifications" consisting of a detailed description of the equipment proposed and to which the equipment furnished must conform. These specifications must include the size, type, model and make of all component parts and equipment. In

the event of a conflict between the submitted Contractor's Specifications and East Side Fire Protection District No. 5's Specification No. 19-001, East Side Fire Protection District No. 5's Specification No. 19-001 shall prevail, regardless of the wording of the vendor's proposal.

- Size and model #
 - Date delivered
 - Receiving fire department's name & address
 - Contact individual's name and telephone number
- Vendor shall indicate the following locations in their proposal:
 - Location of service facility for after-delivery repairs and adjustments

COMMERCIAL NOTES:

- Vendor is hereby notified that final payment will be retained pending receipt of all vendor data.
- Payment for the Breathing Air System and miscellaneous materials, appliances will be net 30 days with no hold-back after final inspection, witness testing, receipt of all data and arrival and installation of equipment at East Side Fire Protection District No. 5's station in Baton Rouge, La.
- The successful vendor shall defend all suits and assume all liability for the use of any patented process, device or article forming a part of the apparatus or any appliance furnished.
- The following minimum, non-prorated required warranties shall be provided:
 - Parts & Labor: Two Years
 - Rust & Corrosion: Two Years
 - Paint: Two Years
- In order to assure the purchaser that prompt, knowledgeable, professional representation is made on behalf of the manufacturer, the manufacturer must maintain a representative that is competent and knowledgeable with respect to the sale and service of the Breathing Air System.
- The bidder shall state the location of its authorized service center. This service center must have a staff of factory-trained mechanics, well versed in all aspects of service for all major components of the Breathing Air System.
- East Side Fire Protection District No. 5 reserves the right to accept other than the lowest quotation and to accept or reject any quotation in whole or in part. To the extent provided by law, East Side Fire Protection District No. 5 will select the successful vendor based on a combination of price, responsibility, prior performance and customer satisfaction, and delivery - not price alone. East Side

Fire Protection District No. 5 will not be responsible for any costs incurred in the preparation of vendor's proposal. East Side Fire Protection District No. 5 reserves the right to waive any and all formalities.

- All materials, equipment and components provided shall be of new manufacture. No used surplus, new surplus, rebuilt, re-manufactured, reconditioned or obsolete materials or equipment will be allowed unless pre-approved in writing by East Side Fire Protection District No. 5. For the purposes of this inquiry, "obsolete" shall mean "not of current manufacture". Vendor shall provide, upon request of East Side Fire Protection District No. 5, documentation and satisfactory evidence as to the source, kind and quality of all materials, equipment and supplies used.
- Both vendor and manufacturer shall exercise reasonable care and diligence to prevent any actions or conditions, which may result in a conflict of interest with East Side Fire Protection District No. 5's best interest. This obligation will apply to the activities of the employees and agents of both vendor and manufacturer in their relations with the employees and their families of East Side Fire Protection District No. 5 and/or subcontractors and third parties arising from this order and activities hereunder. Vendor's and manufacturer's efforts will include, but not be limited to, establishing precautions to prevent its employees or agents from making, receiving, providing or offering substantial gifts, extravagant entertainment, payments, loans or other considerations for the purpose of influencing individuals to act contrary to East Side Fire Protection District No. 5's best interests. Any representative of East Side Fire Protection District No. 5 may audit any and all records of both the vendor and manufacturer for the sole purpose of determining whether there has been compliance with this article.

OTHER NOTES:

- It is the responsibility of the vendor and manufacturer to review all bidding requirements. Failure of a bidder to be familiar with this information shall not relieve the bidder from any obligations of the bid requirements.
- The terms of this Inquiry and the attached Specification No. 19-001 shall be strictly adhered to. Exceptions will be allowed if they are equal to or superior to the above specifications and provided they are listed and clearly identified in the vendor's proposal, in a separate section clearly entitled "EXCEPTIONS TO SPECIFICATIONS". Proposals taking total exception to this inquiry and these specifications will be immediately rejected. East Side Fire Protection District No. 5 is aware that all vendors will take some exceptions to this inquiry and these specifications. Therefore, bidders that take no exceptions will be required to meet every paragraph to the fullest extent should their bid be accepted. It is the intent of East Side Fire Protection District No. 5 to receive bids that do not require further clarification to ascertain the intent of the bidder. Upon delivery, the Breathing Air System will be inspected against the original purchase order and specifications, and not the contractor specifications provided by the vendor with their proposal. Deviations will not be accepted unless previously agreed to in writing by East Side Fire Protection District No. 5, and the Breathing Air System will be rejected until such deviations are corrected to the full satisfaction of East Side Fire Protection District No. 5. Decisions regarding "equal to or better than" will be the sole responsibility and within the sole discretion of East Side Fire Protection District No. 5.


- Neither vendor not manufacturer shall in any instance deviate from the specifications without written approval of East Side Fire Protection District No. 5. Minor details of construction and materials, where not otherwise specified, are left to the discretion of the manufacturer, who shall be solely responsible for the design and construction of the Breathing Air System.

All technical and commercial questions prior to the award of the contract shall be directed by Fax to Chief S. Dale Hancock at 225-272-3422. Questions after the award of this contract shall be directed to Chief S. Dale Hancock at telephone 225-272-7779 or cellular telephone 225-439-5261. In the event Chief Hancock is unavailable (after the award only) Assistant Chief Keith Smith may be contacted at the normal station number. All decisions arising from communications with Chief Smith must be documented in the form of a project note and transmitted to Chief Hancock both by Fax at 225-272-3422 and by first class mail to the station address.

Because all technical and commercial questions arising during the bid process will be answered in writing via Fax to all bidders, specifications will only be released to vendors upon receipt of a properly completed Bidder Identification form, which will provide East Side Fire Protection District No. 5 with the contact name and Fax number of every vendor considering bidding.

All bids MUST include a completed & signed copy of the Bid Form.

Sincerely,

A handwritten signature in black ink, appearing to read "S. Dale Hancock", written over a horizontal line.

S. Dale Hancock,
Fire Chief

Bidder Identification

East Side Fire Protection District No. 5
15094 Old Hammond Hwy
Baton Rouge, La
Inquiry 19-001, Breathing Air System
Bid Opening: November 15th, 2019, 12:00 pm

Vendor's Name: Casco Industries, Inc.

Manufacturer(s) Represented: Bauer USA

Vendor's Address: 607 W. 62nd ST, Shreveport, LA 71106

Vendor's Telephone Number: 800-551-8787

Vendor's Contact Salesperson: Nick Vidrine

Vendor's Telephone Number: 337-351-6183

Vendor's FAX Number: 318-865-8157

Vendor's E-mail Address: NVIDRINE@CASCOINDUSTRIES.COM

Bid Form

East Side Fire Protection District No. 5
15094 Old Hammond Hwy, Baton Rouge, La 70816

Inquiry 19-001, Breathing Air System

Bid Opening: November 15th, 2019, 12:00 pm

Vendor's Name: Caseo Industries, Inc Quotation # 19-001

Manufacturer Represented: Bauer USA

All-inclusive price, item #1, Breathing Air System: \$ 41,275.⁰⁰/₊₊

All-inclusive price, item #2, CO Monitor System: \$ 3,275.⁰⁰/₊₊

All-inclusive price, item #3, Remote Fill Hose assembly: \$ 2,990.⁰⁰/₊₊

All-Inclusive price, item#4, Installation from Electrical Ser. \$ 800.⁰⁰/₊₊

All-Inclusive price, item#5, Delivery \$ 1500.⁰⁰/₊₊

Delivery guaranteed in 9-10 weeks. total \$ 49,840.⁰⁰/₊₊

Vendor's proposal dated 11-14-19 is attached, consisting of all required

items for Compressor, delivery, installation and set-up

By signature below, the vendor certifies that he/she has read and understands the bid documents, specifications and Louisiana bid laws and that the vendor is, and will be, in complete compliance with these documents and laws.

Neil Vidrine
Manufacturer's authorized representative

11-14-19
Date

*East Side Fire Protection District NO. 5
Baton Rouge, LA
Specification 19-001
Breathing Air System*

IMPORTANT NOTICE: This is intended to be a performance-based specification. Alternatives to these specifications will be considered and may be acceptable to the Purchaser.

Specification for a breathing air station to refill self-contained breathing apparatus (SCBA) cylinders with purified air that meets or exceeds the requirements of CGA Pamphlet G-7, Compressed Air for Human Respiration, the requirements of ANSI/CGA G-7.1, Commodity Specification for Air, Grade E, and all other recognized standards for respirable air. The breathing air system shall be comprised, in part, of a high pressure compressor and purification system module along with free standing storage system, fill control panel and containment fill station module. The system shall be designed for a maximum working pressure of 6,000 PSIG. All equipment shall be new and of current design and manufacture. The Manufacturer shall operate under a Quality Management System which complies with the requirements of ISO 9001:2015 for the design, manufacture, inspection, test, and service of air & gas compressors and associated spare parts for commercial and military applications. Used or refurbished equipment is unacceptable. Specifications are subject to change without notice.

Verticus Plus

VT-P/13-E1/E3

6000 PSI SERVICE

The breathing air station shall be supplied on steel base frames of welded construction. The frames shall be designed for both the static and dynamic loads of the system components and of sufficient size to adequately accommodate all of the integral components. The modular frame of the Verticus Plus shall each include four brackets to facilitate securing the leveled modules to a concrete floor using expansion anchors. The compressor module cabinet shall be of a foam insulated variant and providing sounding levels of approximately 72 dba within one meter of the module. The cabinet enclosure shall incorporate a horizontally hinged, and gas shock supported operations panel. The front access door shall be of the Keyed-tool latch type inhibiting accidental access while the unit is running. Additionally the door shall be equipped with an automatic system shutdown switch in the event someone opens the door while the system is operating. The cabinet side maintenance access doors shall be designed for easy lift off without the use of hand tools. The rear access panel shall incorporate recessed hand-holds and shall be of the lift off as well. The design of the enclosure shall permit unrestricted cooling air flow to the compressor and prime mover, and provide access for operation, inspection and maintenance.

The fill station module shall include a two (2) position NFPA 1901 2016 Edition compliant SCBA fill station, stainless steel tubing and integral rack designed to accommodate two (2) air storage cylinders into an appliance-like enclosure. The enclosure shall resemble the compressor module to form an aesthetically pleasing and seamless appearance complimenting each other, yet provide the flexibility of installing the compressor module in one part of the end-users facility and the fill station module in yet another location, if so desired. The

enclosures and base frames shall be finished with a baked on polyester powder coat paint for the ultimate in durability, corrosion resistance, and long life.

The station shall be designed for against-the-wall installation, operation, maintenance and single-point operator control from the front of each module. The design of the station shall permit unrestricted cooling air flow to the compressor and motor when installed against a wall. All system instrumentation, controls and access to the containment fill station shall be located at the front of the station. Each system module shall fit through a standard 36" doorway. The station shall be designed for continuous duty operation indoors with room temperatures ranging between 40°F and 115°F¹. Installation shall not require a special foundation; however, it is the responsibility of the purchaser to ensure the installation site has a solid and level foundation that can support the weight of the station, the availability of a qualified source of air for the intake of the compressor and adequate ventilation.

All piping and tubing shall be properly supported and protected to prevent damage from vibration during shipment, operation, or maintenance. Piping and tubing shall be installed in a neat and orderly arrangement, adapting to the contours of the station. All instrument tubing shall be 300 series stainless steel.

The station shall be warranted free from defects in material and workmanship for a period of twenty four (24) months from date of shipment or twelve months from date of start-up, whichever expires first. The warranty shall not impose limitations on the station's accumulated operating hours during the warranty period.

Performance Table

Model	FAD ² SCFM	Charging Rate ³ SCFM	HP	RPM	Compressor Model	Purification System	Air Processing Capability ⁴ (cu ft)
VT-P/13	10.8	13.0	10	1420	K12.14 II	P2 Securus	67.000

Compressor

The compressor shall be an air-cooled, oil lubricated, four stage, three cylinder, reciprocating compressor. The crankcase shall be cast of a high strength, aluminum alloy. The crankshaft shall be of a single piece forged steel construction, and supported in the crankcase by three long-life roller bearings. The connecting rods shall be of a single piece design with first, second and third stage being of a high strength aluminum alloy, the fourth stage connecting rod shall be constructed of forged steel. Each connecting rod shall incorporate a roller bearing at the crank end and needle bearing at the pin end. The pistons shall be constructed of an aluminum alloy. Piston rings on the second and third stage are of cast iron; first and fourth stage rings shall be of a high strength polymide. The final stage shall incorporate a ringed, free-floating, aluminum piston, which is driven by a guide piston and the previous stage's discharge pressure. The cylinders shall be of cast iron construction with deep

¹ Please consult the Bauer factory for applications outside of this temperature range.

² Based on standard inlet conditions.

³ Based on recharging an 80 cu ft cylinder from 500 to 3000 PSIG.

⁴ Based on an inlet temperature of 70°F

cooling fins on the external surface for optimum heat dissipation. The cylinders shall be arranged in a "W" configuration with the first and second stage sharing one common stepped cylinder. Each cylinder shall be located directly in the cooling fan's blast. The cylinders shall be removable from the crankcase. The compressor's flywheel shall be of cast iron construction. A multi-wing, high velocity cooling fan shall be integral to the flywheel.

Inter-stage pressures shall be monitored via locally mounted pressure gauges.

An intercooler shall be provided after each stage of compression and an aftercooler shall be provided after the final stage of compression. The coolers shall be individually detachable from the compressor, located directly in the cooling fan's blast and made of a stainless steel. The aftercooler shall be designed to cool the discharge air to within 18°F of ambient temperature. A cool-down cycle shall not be required prior to stopping the compressor.

A separator shall be supplied after the second and third stages of compression, and a coalescing separator shall be supplied at the discharge of the compressor. An automatic condensate drain (A.C.D.) system shall be supplied for all of the separators. The drain solenoid shall be controlled by the PLC and shall be factory preset to drain the separators approximately every fifteen minutes for approximately six seconds. The A.C.D. system shall unload the compressor on shutdown for unloaded restart. An exhaust muffler and condensate reservoir shall be supplied. The condensate reservoir shall be manufactured of a non corrosive polymide and shall be equipped with a high liquid level indication system to provide system shutdown and to alert the operator that the condensate reservoir is at capacity. The operator shall be alerted that the reservoir is at capacity via a scrolling text display message on the panel mounted operator / compressor interface. Manually operated valves shall be supplied to override the automatic operation of the A.C.D. system for test and maintenance purposes.

The compressor shall be lubricated by a combination splash and low pressure lubrication system. The final stage of compression shall be lubricated by a pressurized lubrication circuit. The other stages and the driving gear shall be splash lubricated. The low-pressure lubrication circuit shall include a positive displacement oil pump, gear driven by the crankshaft, a non-adjustable oil pressure regulator, and a full-flow oil filter with replaceable element. Two highly visible sight glasses shall be included, one on each of the crankcase to check the oil level. The oil drain hose shall be of sufficient length to reach the outside of the compressor cabinet.

The final stage and oil pressure gauges shall be mounted on the instrument panel.

The compressor shall be equipped with an inlet filter with a replaceable particulate element.

Prime Mover and V-Belt Drive

The single or three phase electric motor shall be of the T.E.F.C (Totally Enclosed Fan Cooled) design. The motor voltage and frequency shall be specified by the purchaser. The compressor and motor shall be mounted on a common base that is vibration isolated from the station's main frame. The compressor and motor shall be arranged in a vertical design. Power from the motor shall be transmitted to the compressor by a v-belt drive. Drive belt tensioning shall be accomplished via threaded tensioning rod working against an idler pulley. Rotation arrows shall be affixed in a conspicuous place on the compressor.

Purification System

The purification system shall purify high pressure air to a quality that meets or exceeds the requirements of CGA Pamphlet G-7, Compressed Air for Human Respiration, ANSI/CGA G-7.1, Commodity Specification for Air, Grade E, and all other recognized standards for breathing air. Purification shall be achieved by mechanical separation of condensed oil and water droplets, adsorption of vaporous water by a desiccant, adsorption of oil vapor and elimination of noxious odors by activated carbon and conversion of carbon monoxide to respirable levels of carbon dioxide by catalyst.

The high pressure purification chamber shall have a working pressure of 6000 PSIG. The purification system shall utilize a replaceable cartridge. The purification system shall be designed so that the replacement of the cartridge can be accomplished without disconnecting system piping. The design of the chamber shall preclude the possibility of operating the system without the cartridge installed or with an improperly installed cartridge. A bleed valve shall be provided to vent the purification system to facilitate replacing the cartridge. A pressure maintaining valve and a check valve shall be supplied downstream of the purification system to increase the efficiency of the purification system by maintaining a positive back pressure. A check valve shall be supplied between the coalescing separator on the compressor's discharge line and the purification system to maintain the positive pressure in the purification system when the compressor shuts down.

The purification system shall include Bauer's patented Securus Electronic Moisture Monitor System⁵. A sensor shall be located in the Securus purifier cartridge for direct monitoring of moisture levels. The Securus system shall warn the operator, in advance, of the impending expiration of the Securus cartridge via a scrolling text display message on the panel mounted operator / compressor interface. The compressor shall shut down automatically and the operator notified via scrolling text display message on the panel mounted operator / compressor interface should the operator fail to change the Securus cartridge within the warning period. The compressor shall not be capable of restarting until the used cartridge is replaced with a new one. The moisture monitoring system shall be of a fail-safe design. Should the electrical contact between the display module and sensor be disconnected, an immediate fault shut down shall be effected. For absolute safety and highest quality breathing air, no manual override shall be supplied for the moisture monitor.

Compressor Electrical Control & Instrumentation

The compressor control panel (CCP) shall include an across-the-line magnetic motor starter, fused power supply and PLC controller. The CCP shall be built in accordance with UL 508A, the standard for Industrial Control Panels and shall be affixed with a UL label.

The PLC compressor control system consists of a programmable logic controller for the monitoring, protection and control of the compressor systems.

Standard features of the CCP include:

- A NEMA type 4 electrical enclosure
- UL electrical panel
- A 7" Human Machine Interface (HMI)
- Emergency Stop Palm Button
- Home screen customizable with distributor contact information
- Real Time Clock (time and date)

⁵ U. S. Patent Number 4,828,589

- Compressor on / off
- Digital Display of Compressor Final Pressure
- Digital Display of Compressor Oil Pressure
- Digital Display of current Compressor Run Time
- Digital Display of Final Separator Cycle Count
- Compressor High Temperature Shutdown and Alarm
- Full support of the Automatic Condensate Drain system (interval and duration set points adjustable thru the HMI - password protected)
 - Digital Display of time to next ACD Cycle
 - Condensate Drain Reservoir full alarm
- Full support of the optional CO monitoring system
- Full support of the optional Hydrogen Sulfide Monitoring system
- Full support of the optional B-Kool refrigerated dryer system
- Full support of SECURUS purification system moisture monitor warning and alarm functions
- Built in overtime timer set at 5 hours - optional times available
- Maintenance Timer (selectable between real time or compressor run time) to give Digital Display of all needed Preventative Maintenance Evolutions
- Motor overload alarm
- No resettable hour meter
- Recoverable Alarm History (last 5 fault shutdowns)
- Operator choice of display in BAR or PSI

For ease of Maintenance and Repair:

- PLC has removable Terminal Blocks for all functions
- Diagnostic EEPROM (Electrically Erasable Programmable Read-Only Memory) Capability
- Support of optional Communication Protocols
 - o Ethernet Connection
- Wiring shall be encapsulated within a split corrugated type loom. Each wire end connection shall be machine crimped and numbered.

The HMI will provide display of all safety / fault shutdowns with a text read-out of up to three potential causes for the fault / shutdown.

The compressor oil pressure shall be monitored by a pressure transmitter and digitally displayed on HMI. The compressor shall shut down and a fault will be indicated on the HMI should the compressor's oil pressure drop below the factory preset value during operation. The oil pressure transmitter shall be by-passed during start-up to permit the oil pump to achieve the normal operating pressure.

The low oil pressure and final air pressure transmitters shall be equipped with sealed electrical connectors. The analog pressure sensors for oil pressure and final pressure shall have adjustable set point and dead-band thru the HMI (password protected).

A temperature switch shall be supplied on the head of the final stage of compression. The compressor shall shutdown and a fault will be indicated on the HMI should the final stage temperature exceed the tamper-proof set point during operation.

Fault shut downs shall not affect the ability to fill SCBA cylinders from the storage system as long as there is sufficient pressure in the storage to fill them.

Fill Station Control & Instrumentation

The instrument panel shall be located and arranged for visibility and easy access by the operator and for accessibility for inspection and maintenance. All components installed in the instrument panel shall be securely supported to eliminate vibration and undue force on instrument piping and to prevent damage during shipment, storage, operation, and maintenance. A hinged instrumentation panel shall be affixed to the front of the fill station module. The panel shall include a non-glare Lexan overlay. The overlay shall contain an embedded airflow schematic. The fill station instrument panel shall include the following standard features:

- Inlet pressure gauge
- Adjustable pressure regulator
- Regulated pressure gauge
- Two (2) fill control valves
- Two (2) fill pressure gauges
- One (1) relief valve for regulated fill pressure
- Two (2) Bank, Dual function cascade controls and including an air direction valve
- Provisions for factory or field modification to allow a different fill pressure at each fill position

The Dual Function cascade panels shall allow the simultaneous accomplishment of "refilling a storage bank" while "filling an SCBA from another storage bank" without the equalization of the storage bank pressures. Strategically placed tees and check valves shall allow the filling of a storage bank even though that storage bank's corresponding "bank valve" on the cascade panel is in the closed position. In addition, the Dual Function system shall be equipped with an air directional valve to allow the operator to select "Fill From Storage" or "Fill From Compressor".

All piping and tubing shall be properly supported and protected to prevent damage from vibration during shipment, operation or maintenance. Piping and tubing shall be installed in a neat and orderly arrangement, adapting to the contours of the station. All instrument tubing shall be 300 series stainless steel.

All control panel mounted pressure gauges shall be 2 ½" diameter and be liquid filled. All panel-mounted components shall be labeled with a nameplate.

Air Storage System

The air storage rack shall be in a vertical configuration that is an integral part of the breathing air systems frame. The rack shall be designed and equipped with two (2) 6000 psi rated UN coded air storage receivers. Each receiver shall be built to accommodate 509 cubic feet of air at maximum pressure. Additionally, each receiver shall include a service valve and burst disc. The rack shall be designed to support the receivers in a secure manner and permit visual inspection of the receivers' external surface. The air storage system should have the availability to attach additional bottles to the fill station for filling needs.

Containment Fill Station

The front-loading, two position; containment fill station shall totally enclose the SCBA or SCUBA⁶ cylinders during the refilling process.

The fill station's outer enclosure and door assemblies shall be constructed of formed ¼ inch thick plate steel. Venting shall be provided in the bottom of the fill station to allow the rapidly expanding air from a ruptured cylinder to escape from the fill station. The fill station shall be ergonomically designed for maximum operator convenience and safety for refilling cylinders. The fill station door and cylinder holder assembly shall tilt out towards the operator 45 degrees, providing unobstructed access to the cylinder holder to load and unload the cylinders. A heavy-duty gas spring shall be incorporated into the design of the fill station to assist the operator in opening and closing the fill station door. It shall take no more than approximately eighteen pounds of force to open or close the fill station door thereby eliminating operator fatigue.

Each cylinder holder shall consist of a thick walled polymer tube to prevent scuffing the outer surface of the SCBA cylinders. For complete operator protection, the fill station shall include a safety interlock system that will prevent refilling SCBA cylinders unless the fill station door is closed and secured in the locked position. The automatic interlock will require no actuation of secondary latching mechanism on the outside of the fill station.

Two fill hoses shall be located within the fill station. Each fill hose shall be equipped with a bleed valve and SCBA fill adapter of choice. Fill hose retainers shall be provided to anchor the fill hoses when not in use.

Testing and Preparation for Shipment

The breathing air station shall be tested by the manufacturer prior to shipment. A copy of the manufacturer's test report shall be available upon request.

A manufacturer's nameplate shall be placed on the interior of the electric panel. The nameplate shall include, at a minimum, manufacturer's name, model number, serial number, compressor block number, and date of manufacture. Voltage, phase / frequency, and amperage are located on another label inside the electrical panel

The station shall be suitably prepared for motor freight transport. The station shall be bolted to a wooden pallet, wrapped in sheet plastic, and fully protected by a wooden crate. The compressor intake and similar openings shall be suitably covered. Component parts, loose parts or associated spare parts shall be packaged separately and shipped on the same pallet if feasible.

Documentation

A documentation package shall be supplied with the station. The documentation package shall include, at a minimum, an operation manual on CD, recommended spare parts list, warranty information and a start-up/warranty registration form.

The Operator's Instruction and Maintenance Manual for the breathing air station shall be as detailed as possible, outlining all operation and maintenance instructions. The manual shall include detailed illustrated drawings for

⁶ SCUBAs up to 31" maximum overall length including valve, boot and fill yoke.

the compressor block and all system components along with a complete parts listing for all illustrated components. Warnings and safety precautions shall be identified clearly in the manual.

Available Accessories

The following shall be offered by the manufacturer as accessories to the breathing air station:

- ASME air storage cylinders in lieu of DOT
- Carbon monoxide monitor with calibration kit
- Remote Fill with bulkhead fitting, regulator, pressure gauge, line valve, and quick connect coupling
- Dual cylinder refill system
- Tri pressure cylinder refill system
- Remote Fill with regulator, pressure gauge, line valve, quick disconnect couplings and an exterior cabinet mounted hose reel with 100 ft of high-pressure 6000 psi hose

Reference outline dimension drawing: ASY- 2145

Performance Table: Bidder Complies YES NO

Compressor: Bidder Complies YES NO

Prime Mover And V-Belt Drive: Bidder Complies YES NO

Purification System: Bidder Complies YES NO

Compressor Electrical Control & Instrumentation: Bidder Complies YES NO

Fill Station Control & Instrumentation: Bidder Complies YES NO

Air Storage System: Bidder Complies YES NO

Containment Fill Station: Bidder Complies YES NO

Testing and Preparation for Shipment: Bidder Complies YES NO

Available Accessories: Bidder Complies YES NO

Delivery: Bidder Complies YES NO

Installation: Bidder Complies YES NO

If the bidder answers NO to any of the compliant questions, please attach a sheet explaining the reason for it not being compliant.

*East Side Fire Protection District NO. 5
Baton Rouge, LA
Specification 19-001
Breathing Air System*

January 28, 2019

Dear Sir / Madame,

Please accept this letter as written confirmation that Casco Industries (607 W. 62nd Street, Shreveport LA 71106, 318-865-5107 or 800-551-8787 / 3200 Westbank Expressway, Suite A, Harvey LA 70058, 504-344-1457) is the sole authorized Bauer Distributor for the Municipal Fire Market in the State of Louisiana.

This authorization pertains to sales and service of Bauer Compressors and Accessories for the Municipal Fire Market as well as the Breathing Air Market in general. Casco Industries is able to offer not only sales, but service as well; in the form of installation, start-up & training, maintenance contracts and other types of after-sales service. In addition Casco Industries is a source for Genuine Bauer Replacement parts and consumables.

Casco Industries has Bauer Factory Trained Technicians on staff to assist with any service related situation. I am certain you will find the staff at Casco Industries not only extremely capable and knowledgeable but also eager to be of assistance.

This appointment is valid thru close of business day January 31, 2020.

If I may be of further assistance, please let me know.

With Very Best Regards,

BAUER COMPRESSORS, INC.



George R Hoppe, Jr.
Regional Sales Manager, Breathing Air Products

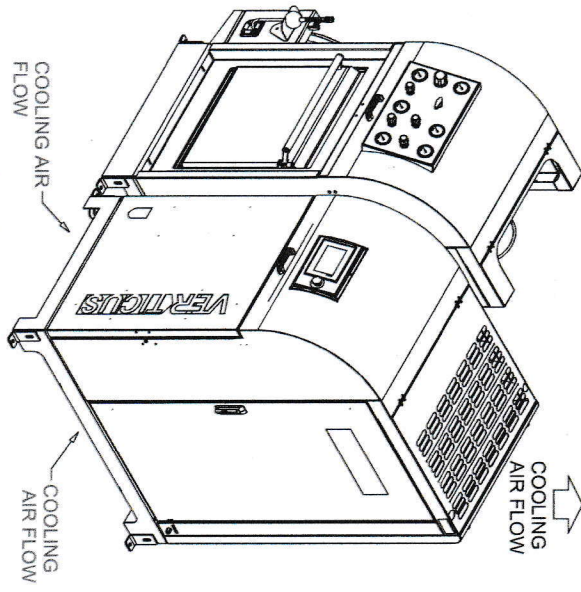
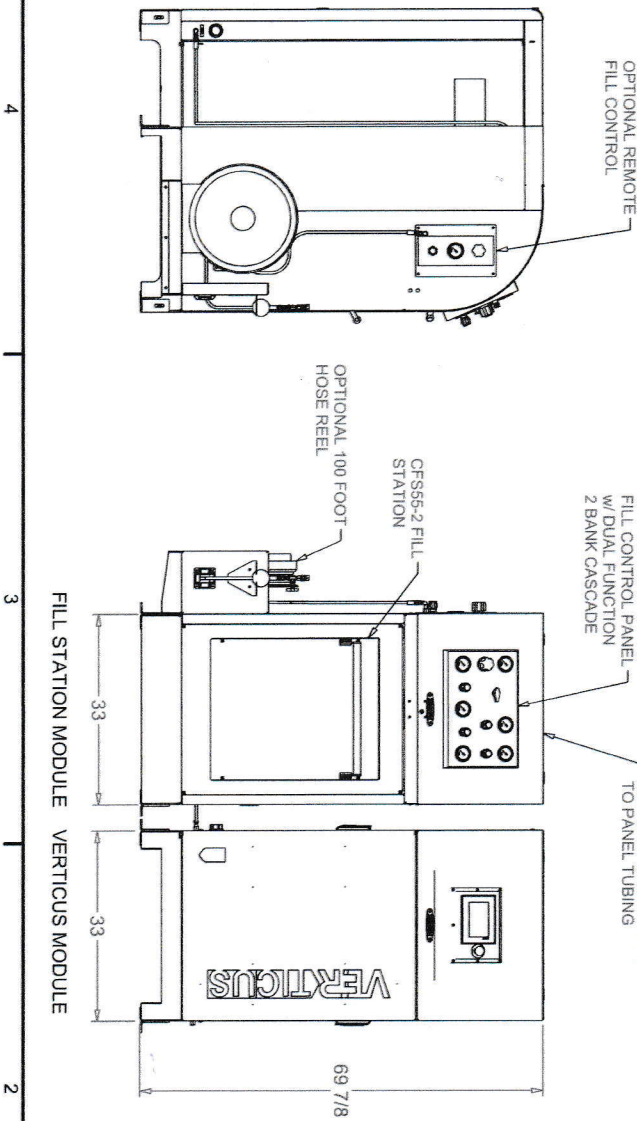
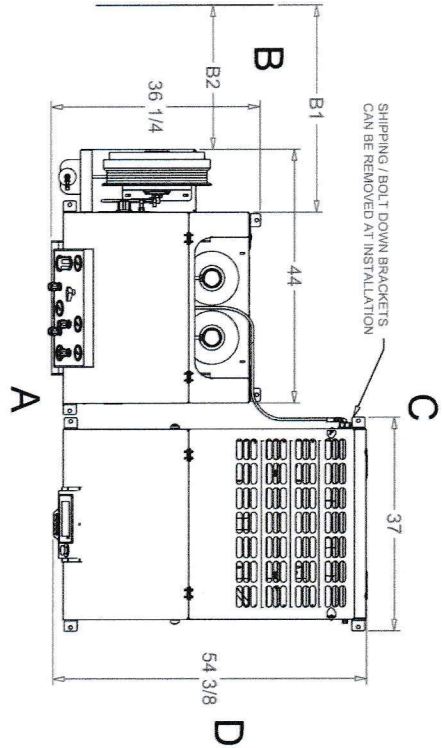
Casco Industries, Inc. is the sole authorized Bauer Compressors distributor for the municipal fire service in the State of Louisiana

Casco Industries, Inc. has 2 Bauer Factory Trained Technicians on staff in Louisiana to handle all Installations, service, maintenance, start-up, training, etc.

In South Louisiana, Darrin Deidrich is the Bauer authorized service technician, whose office is located at 3200 Westbank Expressway, Suite A, Harvey, LA 70058, office number is 504-344-1457

MINIMUM CLEARANCE REQUIRED FOR COOLING AIR FLOW AND MAINTENANCE

- A = 36"
- B = B1 = 36", B2 = 24"
- C = 0-2"
- D = 36"

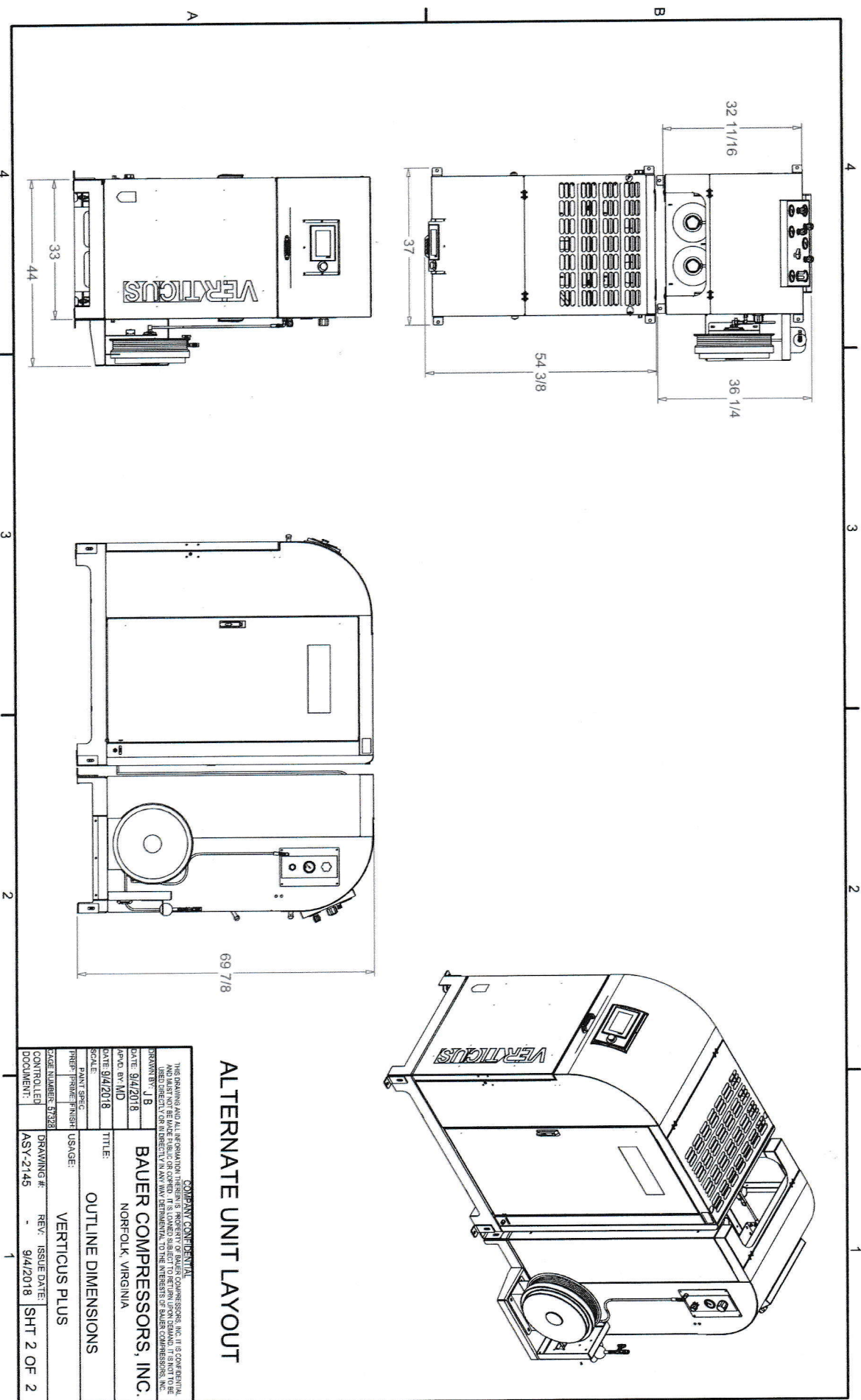


THE FILL STATION MODULE IS INDEPENDENT OF THE COMPRESSOR MODULE. THE ONLY CONNECTION REQUIRED IS THE PRESSURE LINE.

ESTIMATED WEIGHT: 2300 - 3050 lbs. DEPENDING ON UNIT BUILD AND OPTIONS

COMPANY CONFIDENTIAL	
THIS DRAWING AND ALL INFORMATION HEREIN IS THE PROPERTY OF BAUER COMPRESSORS, INC. IT IS CONFIDENTIAL AND MUST NOT BE MADE PUBLIC OR COPIED. IT IS LOANED SUBJECT TO RETURN UPON DEMAND. IT IS NOT TO BE USED OR REPRODUCED IN ANY MANNER WITHOUT THE WRITTEN PERMISSION OF BAUER COMPRESSORS, INC.	
DESIGNED BY: JB	BAUER COMPRESSORS, INC.
DATE: 9/5/2018	NORFOLK, VIRGINIA
APPROVED BY: MJD	
DATE: 9/5/2018	TITLE: OUTLINE DIMENSIONS
SCALE: PANT SPEC	
PREP: PANT SPEC	USAGE: VERTICUS PLUS
DRAWING #: ASY-2145	REV: ISSUE DATE: 9/5/2018
CONTROLLED DOCUMENT: 1	SHT 1 OF 2

REV	ECO #	DATE	BY	AP/VD



ALTERNATE UNIT LAYOUT

<p>COMPANY CONFIDENTIAL</p> <p>THIS DRAWING AND ALL INFORMATION THEREON IS PROPERTY OF BAUER COMPRESSORS, INC. IT IS CONFIDENTIAL AND MUST NOT BE MADE PUBLIC OR COPIED. IT IS LOANED SUBJECT TO RETURN UPON DEMAND. IT IS NOT TO BE REPRODUCED OR TRANSMITTED IN ANY FORM OR BY ANY MEANS, ELECTRONIC OR MECHANICAL, INCLUDING PHOTOCOPYING, RECORDING, OR BY ANY INFORMATION STORAGE AND RETRIEVAL SYSTEM, WITHOUT THE EXPRESS WRITTEN PERMISSION OF BAUER COMPRESSORS, INC.</p>	
DESIGNED BY:	JB
DATE:	9/4/2018
APPROVED BY:	MD
DATE:	9/4/2018
SCALE:	TITLE:
PANTRY FINISH:	OUTLINE DIMENSIONS
PAINT SPEC:	USAGE:
FACE NUMBER:	VERTICUS PLUS
CONTROLLED:	DRAWING #:
DOCUMENT:	REV:
	ISSUE DATE:
	ASY-2145
	9/4/2018
	SHT 2 OF 2



Fire Protection District No.1 of West Feliciana Parish

9892 West Feliciana Parkway St. Francisville, LA 70775

Office: (225) 635-4312

Fax: (225) 635-4328

January 31, 2020

Ferrara Fire Apparatus
27855 James Chapel Road
Holden, Louisiana 70744

To Whom It May Concern:

Fire Protection District No. 1 of West Feliciana Parish is awarding Ferrara Fire Apparatus the Bid Contract for the SCBA's and Accessories that were put out for bid on January 28, 2020 at 2:00pm. All bid forms and specifications were reviewed, and Ferrara Fire Apparatus was the lowest responsive bidder.

Sincerely,

James A. Noland
Fire Chief



SALES ORDER

FERRARA FIRE APPARATUS, INC.

27855 James Chapel Road · P.O. Box 249 · Holden, LA 70744

Toll Free 800.443.9006 · Fax 225.567.3098

Great Plains Order # _____

Site ID	
Date	10/1/2020
Terms	NET 30
PO #	PENDING
Buyer	Mike Neyland
Rep #	59 / Lee Chambers

Customer ID:	00000
BILL TO:	
Kentwood Fire Department	
14400 Hwy 38	
Kentwood, Louisiana 70444	
Mike Neyland / mneylandcabs@yahoo.com	
PHONE #:	985-514-0151

SHIP TO:	Kentwood Fire Department
ADDRESS	Attn: Chief Mike Neyland
ADDRESS	14400 Hwy 38
CITY	Kentwood
STATE	Louisiana
ZIP	70444

QTY.	UN	PART #	DESCRIPTION / VENDOR NAME	COST	PRICE	EXTENDED
46	ea	X8915025005304	Scott, 5.5, X3 Pro, Snap Change, Standard Harness and Belt, QD Regulator, PASS, No Case		\$5,707.00	\$262,522.00
56	ea	201215-22	Scott, AV3000HT, 4-Strap, Medium		\$280.00	\$15,680.00
46	ea	200970-01	Scott, 5500psi, 45 Minute, Snap Change Cylinders		\$1,176.00	\$54,096.00
46		200970-01	Scott, 5500psi, 45 Minute, Snap Change Cylinders		\$0.00	\$0.00
1	ea	200954-05	Scott, Rit-Pak III, 5500psi, Carrying Bag, Shoulder Strap, 6' EBSS Hose, 5' RIC Hose, Facepiece & E-Z Flo Regulator		\$2,922.00	\$2,922.00
1	ea	200972-01	Scott, 5500psi, 60 Minute Carbon Cylinder, CGA		\$0.00	\$0.00
10	ea	201275-01	Scott, EPIC 3 Voice Amp, Open Bracket		\$495.00	\$4,950.00
10	ea	201210-01	Scott, AV3000HT Open Bracket, Right		\$29.00	\$290.00
			NOTE: PRICE'S DO NOT INCLUDED FREIGHT			
F.O.B.:			SHIPPING POINT	FREIGHT		
				TOTAL		\$340,460.00

SUBMITTED BY:

LEE CHAMBERS

East Side Fire Protection District No. 5

*15094 Old Hammond Highway
Baton Rouge, LA 70816-1243
(225) 272-7779 Fax: (225) 272-3422*

S. Dale Hancock, Fire Chief

e-mail: dhancock@esfd.org

October 2, 2020

Mike Neyland
Deputy Chief
Kentwood FD

Re: Authorization to Purchase

Chief,

East Side Fire Department authorizes/encourages you to purchase Bauer Air Compressor off of our bid with Casco industries.

Should you have any questions or need additional information please don't hesitate to contact me.

Sincerely,



Keith Smith,
Assistant Fire Chief



Casco INDUSTRIES, INC.
Fire Equipment Sales & Service

*Providing Protection for those Who Protect Us
 since 1950*

PRICE QUOTE

1-800-551-8787

10/6/2020

TO: Kentwood VFD

Attn: Allyce Cutrer

Deputy Chief Mike Neyland

QTY	PART NUMBER	DESCRIPTION	PRICE	AMOUNT
1	BAU-VT-P/13H	Bauer - Verticus Plus 6000 PSI 13SCFM 10 HP Compressor with Two 6000 PSI UN DOT Cylinders, Two Position Fill Station, Securus System, COMonitor, Remote Fill Hose Reel with 100ft Hose, Freight and Install to your Electrical Disconnect Pigtail.	\$49,840.00	\$49,840.00
1		Removing the Hose Reel and adding Two Additional 6000 PSI UN DOT Cylinders with the Rack	\$1,200.00 Add	\$1,200.00
		See Attached Bid Specs and Information Attached		

**Darrin Deidrich
 Casco Industries
 504-439-3593**

**SUB-TOTAL
 FREIGHT
 TOTAL**

\$51,040.00
Included
\$51,040.00